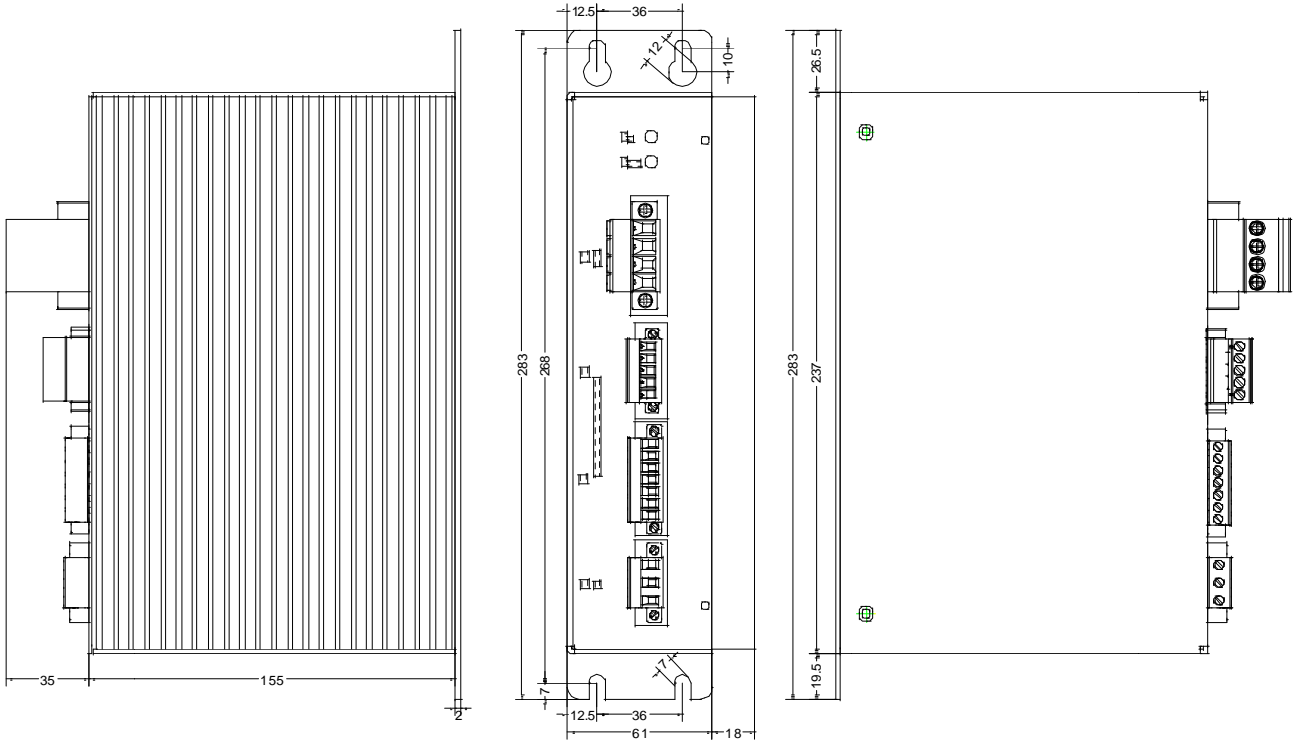
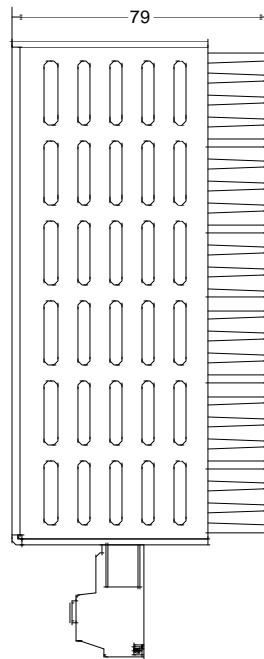


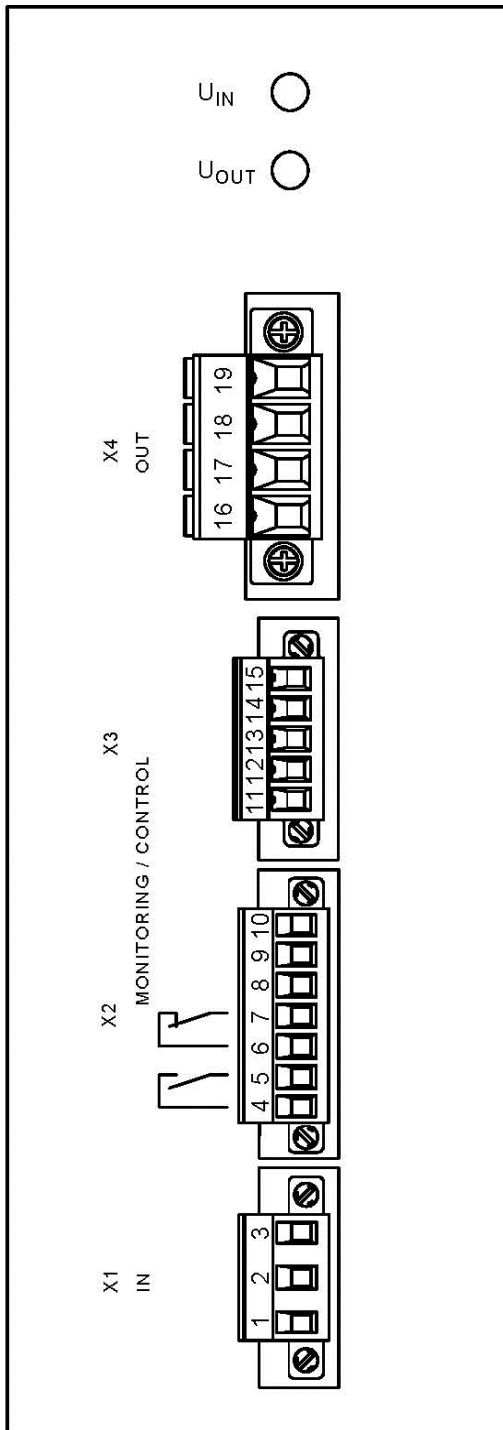
# Dimensions BP1500CM



Alle Maße in mm / all dimensions in mm



## Series BP1500



### X4 - OUT

19	Uout +
18	Uout +
17	Uout -
16	Uout -

### X3 - MONITORING / CONTROL

15	Anode **
14	+C Share **/**
13	- C Share **/**
12	- Fühler **/**
11	+ Fühler **/**

### X2 - MONITORING / CONTROL

10	0V Starkladung ***
9	+ Starkladung (0-10V)***
8	n.c.
7	NCC*
6	NCC*
5	NOC*
4	NOC*

### X1 - IN

	DC - IN	AC - IN
3	L+	L
2	L-	N
1	PE	PE

\* Position bei Alarm / Position on alarm  
 Kontaktdaten / Data of Contacts:  
 max. 30VDC / 2ADC

\*\* Kontakte sind nicht Potentialfrei /  
 Kontakte auf Ausgangspotential bezogen.  
 contacts not potential-free / contacts  
 relative to output potential.

\*\*\* Optional